



*Developing future technological solutions for health
and wellbeing*

PROJECT CHALLENGE

16.-26.3.2021

Hannele Tiittanen

LAB



Funded by the
Erasmus+ Programme
of the European Union



UNIVERSITAT
POLITÈCNICA
DE VALÈNCIA
CAMPUS D'ALCOI



Project Challenge

Project teams

A group work is done in multidisciplinary teams

- LAB: Engineering, 10 students
- LAB: Nursing, 8 students
- Avans: Social work, 4 students
- UPV: ICT, 27 students

6 teams:

- Find your team from MOOC, under the topic Prepare yourself to the challenge.



Funded by the
Erasmus+ Programme
of the European Union



Project challenge

Team work

- Get to know your team
- Agree how you keep contact and work
- Decide the roles in your team:
 - Project leader
 - Chair of the day (rotate)
 - Secretary of the day (rotate)
 - Report responsible person
- You can also post to Twitter: NICCoLLa: @NICCoLLa6



Funded by the
Erasmus+ Programme
of the European Union



Project challenge

TASK

A real life case to find a solution:

- Choose a real life case to your team
- Teachers will coach your team working

Working follows the service design process and uses co-creation methods.

Lectures will support your working.

You get an activity card for each day to work with:

- Discover - Define – Develop – Distribute cards

Activity cards are guiding your working and helping you drafting the final *Project Challenge report*.



Project challenge

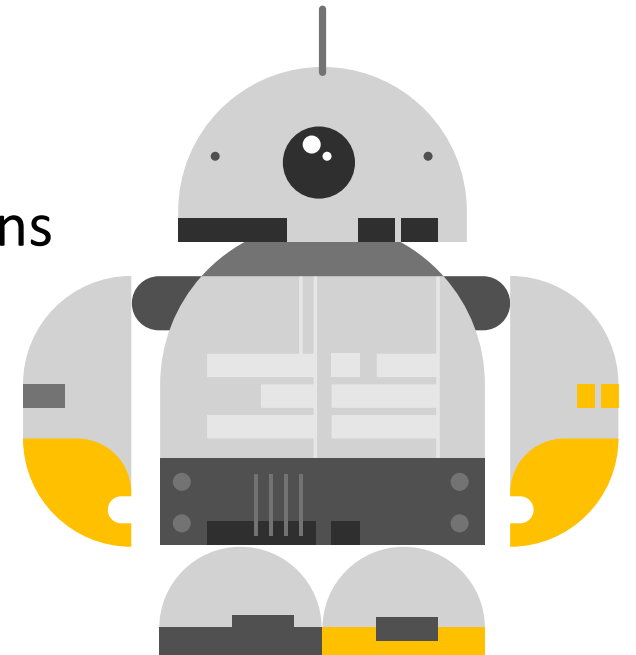
TASK reporting

Write the report of your Project Challenge.







You can find the template for the Project Challenge report from MOOC, under the topic: Prepare yourself to the challenge

Project Challenge Report DL 26.3.

- Follow the writing instructions. You can find the instructions from MOOC, under the topic: Prepare yourself to the challenge



Prepare yourself for the challenge

-  PROJECT TEAM LIST
-  Project challenges
-  Learning diary instructions
-  Writing instructions
-  Template (docx) for project report and learning diary
-  Project teams discussion

Find yourself from the "Project team list".

Start the discussion with your team members, name the conversation with the name of your team.

Daily writing is needed

- Describe the challenge of your team
- Read the material given during the lectures
- Interview potential clients
- Collect theoretical background and upload it to the discussion area:
Theoretical background/research of the challenge, ready by 22nd March

→ these will be part of your final project report



Funded by the
Erasmus+ Programme
of the European Union



Project challenge

Project presentation

- Prepare to present your Project Challenge 25.3.2021
- You can choose how do you want to present your work:
 - PowerPoint presentation
 - Video presentation
 - Picture collage
 - Combination of different presentation forms.
- The activity card describes the things that must at least be presented in the presentation.
- Each team will have 15 min presentation time + 10 min discussion time
- When a team gives their own presentation, all team members open their cameras for the duration of the presentation
- Upload your presentation to the MOOC latest 24.3. under the topic: Let's show the results



Funded by the
Erasmus+ Programme
of the European Union



Project challenge

Assessment

Project Challenge is assessed: Pass – Fail

The project report needs to contain:

- Description of the solution of the project challenge
- Description of the working process
- Present client-center and holistic approach
- Description of the used co-creation methods
- Ethical considerations
- Patient/client safety considerations
- Self-assessment of the team working
- Reference list. Remember writing instructions



Structure of the Project Challenge report

- Title page with the team member's names
- Content
- Introduction, presenting the Project Challenge
- Presenting a team and a division of the daily roles
- Theoretical background
- Working process: Discover – Define – Develop – Disseminate
- Final solution
- Conclusions: further working and recommendations (including self-assessment)
- Reference list



Funded by the
Erasmus+ Programme
of the European Union

